

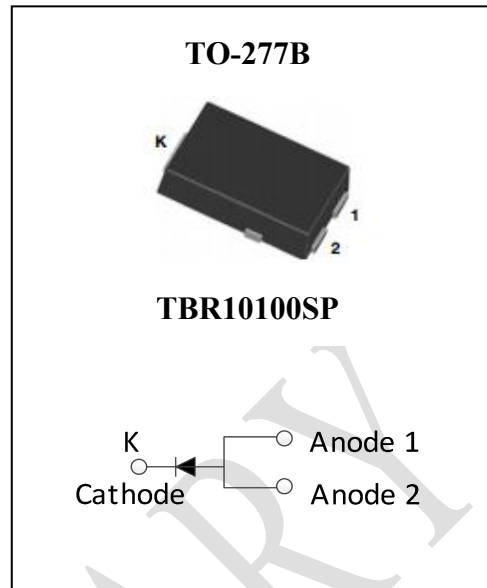


**FEATURES**

- Trench Schottky technology
- Lower forward voltage
- Lower power loss,high efficiency
- Softest, fast switching capability
- High surge capability
- Lead Free Finish,ROHS Compliant

**TYPICAL APPLICATIONS**

For use in high frequency rectifier of switching mode power supplies, freewheeling diodes, DC/DC converters or polarity protection application



PRIMARY CHARACTERISTICS	
IF (AV)	10A
VRRM	100V
IFSM	150A
VF	0.66V
TJ max.	150°C

**Maximum ratings and electrical characteristics** (TA = 25 °C unless otherwise noted)

Parameter	Description	Test Condition	Min.	Typ.	Max.	Unit	
VRRM	Maximum repetitive peak reverse voltage	IR=500μA	108	117	—	V	
IF (AV)	Maximum average forward rectified current		—	—	10	A	
IFSM	Maximum Peak forward surge current	1/2 60hz	—	—	150	A	
VF	Static Forward Voltage	IF = 5A	TA=25°C	—	0.54	0.65	V
				—	0.66	0.75	V
		IF = 10A	TA=125°C	—	0.50	0.60	V
				—	0.61	0.71	V
IR	Maximum reverse current per diode at working peak reverse voltage	VR =100V	TA=25°C	—	9	30	μA
			TA=125°C	—	5	30	mA
RθJL	Typical Thermal Resistance	TO-277B	3			°C/W	
TJ, TSTG	Operating and Storage Temperature Range	-55°C to 150°C Max					



RATINGS AND CHARACTERISTICS CURVES ( $T_A = 25\text{ }^\circ\text{C}$  unless otherwise noted)

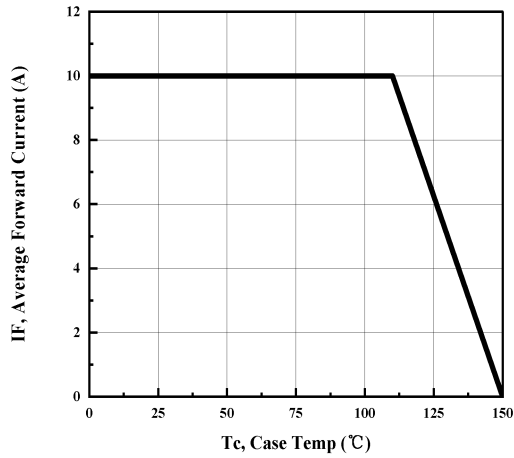


Fig. 1: Forward Current Derating Curve

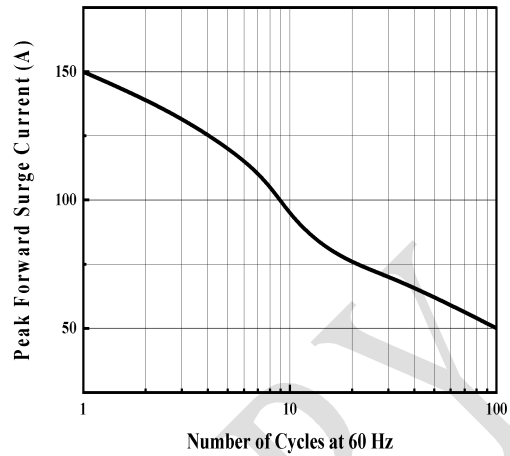


Fig. 2: Maximum Repetitive Surge Current

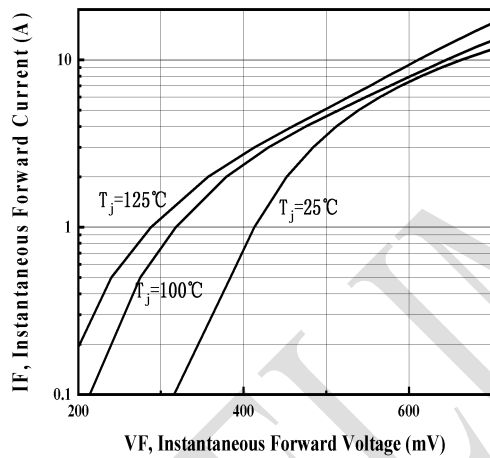


Fig. 3: Typical Forward Voltage

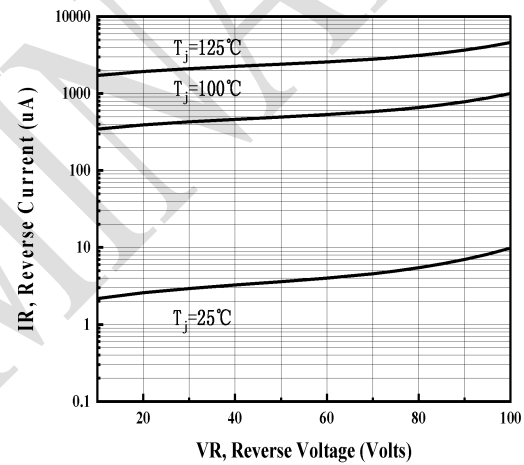


Fig. 4: Typical Reverse Current

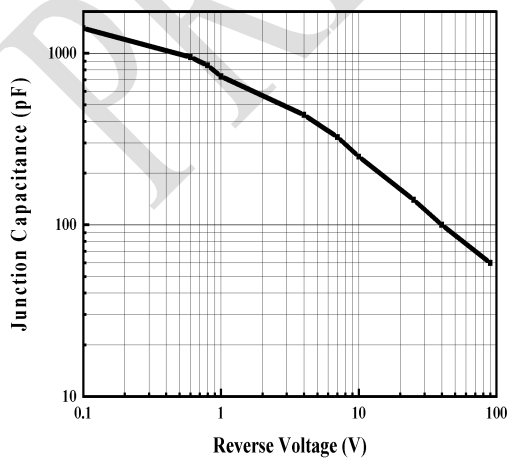
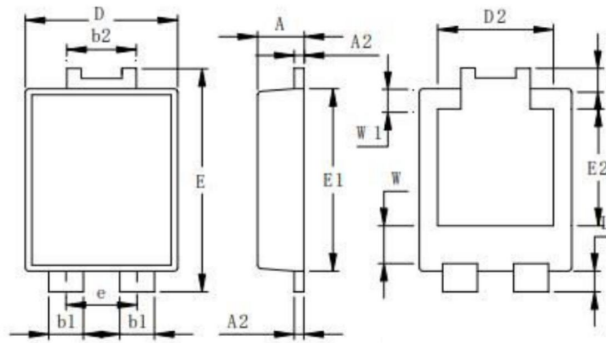


Fig. 5: Typical Junction Capacitance



PACKAGE OUTLINE DIMENSIONS in millimeters



TO-277B(TBR10100SP)

NO	Min	Max	NO	Min	Max
A	0.95	1.25	e	1.78	1.98
A2	0.25	0.35	E1	5.28	5.48
b1	0.85	0.95	E2	3.39	3.69
b2	1.75	1.85	L	0.41	0.71
D	3.93	4.13	L1	0.41	0.71
D2	2.85	3.15	W	1.44	1.74
E	6.30	6.70	W1	0.05	0.45
All Dimensions in mm					

- ZHE technology reserves the right to make changes to this document and its products and specifications at anytime without notice.
- Customers should obtain and confirm the latest product information and specifications before final design, purchase or use.
- ZHE technology makes no warranty, representation or guarantee regarding the suitability of its products for any particular purpose, nor does ZHE technology assume any liability for application assistance or customer product design.
- ZHE technology does not warrant or accept any liability with products which are purchased or used for any unintended or unauthorized application.
- No license is granted by implication or otherwise under any intellectual property rights of ZHE technology.
- ZHE technology are not authorized for use as critical components in life support devices or systems without express written approval of ZHE technology.